

# LV 16 A mobile sockets and plugs - 100 to 500 V - 50/60 Hz or 300/500 Hz increased safety



Plug 0974 35



Mobile socket 0974 00

## 16 A plugs

- Polyamide body with safety feature for use with ATX mobile sockets and plugs only
- 1 cable entry via integrated PG16 cable gland (Ø 6.5 mm min, Ø 14.5 max.)
- Connection via 2.5 mm<sup>2</sup> terminal

100 to 130 V ~	Weight	Volume	Cat. No.	Pack
2 P + E	0.2	0.6	<b>0974 30</b>	1
200 to 250 V ~				
2 P + E	0.2	0.6	<b>0974 33</b>	1
3 P + E	0.2	0.6	0974 34	1
3 P + N + E	0.3	1.3	<b>0974 35</b>	1
380 to 415 V ~				
3 P + E	0.2	0.6	<b>0974 37</b>	1
3 P + N + E	0.3	1.3	0974 38	1
480 to 500 V ~				
3 P + E	0.2	0.6	<b>0974 51</b>	1
50 to 500 V ~ (1)				
3 P + N + E	0.2	0,6	0974 39	1

(1) 300/500 Hz

## 16 A mobile sockets

- Polyamide body. Only for use with the above plugs
- One cable entry via integrated PG16 cable gland (Ø11 mm min., Ø14 max.)
- Connection via 4 mm<sup>2</sup> terminal

100 to 130 V ~	Weight	Volume	Cat. No.	Pack
2 P + E	0.4	1.3	<b>0974 00</b>	1
200 to 250 V ~				
2 P + E	0.4	1,3	<b>0974 01</b>	1
3 P + E	0.6	4	0974 03	1
3 P + N + E	0.6	4	0974 07	1
380 to 415 V ~				
3 P + E	0.6	4	0974 04	1
3 P + N + E	0.6	4	0974 08	1
480 to 500 V ~				
3 P + E	0.6	4	0974 09	1
50 to 500 V ~ (1)				
3P + N + E	0.6	4	0974 11	1

(1) 300/500 Hz

For special options, please consult us:

- 130 V sockets and plugs (3 P + E and 3 P + N + E)
- 300/500 Hz

Part number in bold : fast moving references

Zone 1 & 2 - 21 & 22	ATEX	IEC	EC	II 2 G/D
Ex ed IIC	T6 or T5	T = 80°C	IP66	ISC = 20 KA IK10

## TECHNICAL DATA

Zones : 1 and 2, and 21 - 22

### Classification :

- According to CENELEC :

- Conforming to ATEX 94/9 EC Directive and standards EN 50014-18-19
- EC 0081 II 2 G for gas Ex ed IIC  
T6 for Ta + 40°C T5 for + 40°C < Ta + 55°C
- EC 0081 II 2 D T = + 80°C for dust

- According to IEC :

- Conforming to standards IEC 60079-0/1/7 Ex ed IIC  
T6 for Ta + 40°C T5 for + 40°C < Ta + 55°C
- DIPA 21 TA = + 80°C for dust

### Approvals : Approved type PCX

- CENELEC LCIE 02 ATEX 6068 - IEC LCIE Ex 02.007
- **CE** declaration of conformity 50228
- Conforming to standards EN 60309.1 and EN 60309.1
- Resistance to potential short-circuit currents ISC = 20 KA
- Conforming to standard EN 50281-1-1 and IEC 61241-1-1  
"combustible dust"

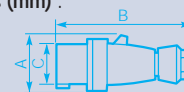
### Protection index :

- IP66 according to EN 60529 and IEC 60529 (with or without plug connected)
- Mechanical resistance IK10 according to EN 50102

Operating temperature : - 40°C to + 55°C

### Dimensions (mm) :

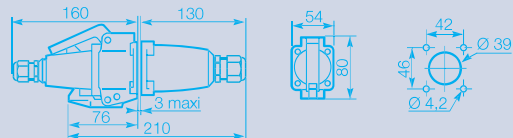
Plugs



	A	B	C
2 P + E	58	152	49,5
3 P + E	66	154	55,5
3P + N + E	73	166	62

### Mobile sockets

Can be mounted on panel 3 mm thick max.



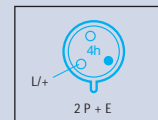
	A	B	C	D	E	F	G	Ø
2 P + E	42	46	54	80	160	130	210	39
3 P + E	56	60	68	90	160	150	230	49,5
3 P + N + E	56	60	68	90	160	150	230	49,5

### Breaking capacity

AC3 : 4 kW - 220 V 7,5 kW - 380 V  
4,3 kW - 240 V 8,2 kW - 415 V

### Pin configurations :

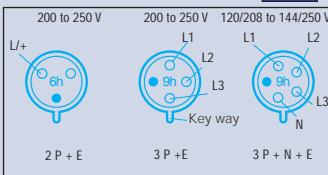
100 to 130V - 50-60 Hz Yellow



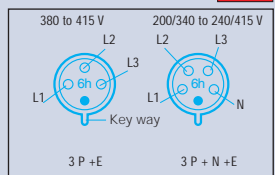
480 to 500V - 50-60 Hz Black



200 to 250 V - 50 - 60 Hz Blue



380 à 415V - 50 - 60 Hz Red



### Product features/customer benefits

- Integral automatic switch : **simple operation**
- Non-sticking silver contacts : **durability**
- Double flameproof chamber : **safe operation**